

2017/2018 ANNUAL BUDGET



BUDGET TIMELINES

February 27

- Board approval of 2016/2017 Amended Annual Budget

March 15

- Ministry Announcement of 2017/2018 Preliminary Operating Grant

March 24

- Ministry Announcement of the Classroom Enhancement Fund

April 3

- DPAC Meeting

April 5

- Public Budget Meeting

April 18

- Partner Group Meeting – input on priorities

April 24

- Board Approval of 2017/2018 Annual Budget

GUIDING PRINCIPLES

- Educational programs offered to Burnaby students should be focussed on improving student achievement and facilitating student success
- Program enhancement, program development and student choice will be guided by the board's ability to provide sustainable funding
- Operational systems and business services required to support students and schools will be maintained in an effective and efficient manner
- Available funding will be directed to supporting the objectives outlined in the Board's strategic plan and the district's accountability framework
- Budget allocation decisions will be based on relevant data and information

BUDGET PROCESS

- Encourage partner group participation, input and to share information publicly
- Utilise district web site, public budget meetings, news bulletins, working groups
- Focus detailed reviews on service delivery models (for example: adult & continuing education, distributed learning, impact of new education curriculum, facility and maintenance services, technology, administration, etc.)
- Advanced discussions with staff regarding possible program efficiencies
- Develop key assumptions and projections to support a three year budget

BUDGET ISSUES

- Planned carry forward of projected \$5.2 million fund balance
- Balancing the 2017/2018 budget
- Budget impact of Classroom Enhancement funding
- Custodial Review Report
- Budget impact of new education curriculum
- International Education reserve – mitigate reduction of future revenues
- Continued demand for Education Assistants to meet Special Education student enrolment growth
- Future Exempt staff compensation increases
- Cost pressures including teacher increment costs, inflation on employee benefits, utilities and other supplies and services
- Although no specific reductions – some realignment of budget may be required

KEY BUDGET FACTORS AND ESTIMATES

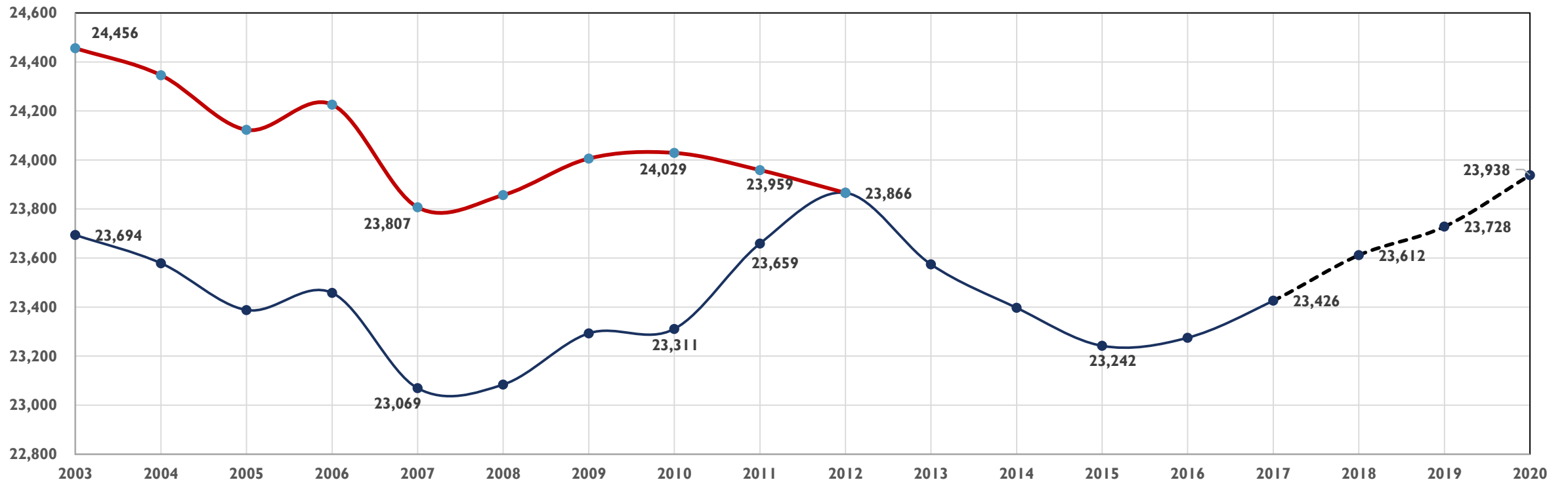
- Based on District's projected student enrolment for 2017/2018
- Maintain current service levels and programs
- Current Ministry student base funding will be maintained
- Labour Settlement funding for Teacher and Support Staff salary increases fully funded
- No MOE Operating grant holdback
- Return of administrative savings of \$1 million in 2016/2017 will continue
- No increase in International Education program revenues

KEY BUDGET FACTORS AND ESTIMATES

- Teacher salary increments \$700,000
- Salary increases:
 - Teachers 0.96% \$1,570,000 (Funded)
 - Support Staff 1.79% \$630,000 (Funded)
 - Exempt/PVP 2% \$310,000 (not Funded)
- Benefits – CPP 2%, EI 0%, TPP 0%, MPP 2%, WCB 2%, MSP 0%, EHB 15%, Dental 3%, EAP 0%, Life Ins 0%
- Inflation 2% on Services & Supplies
- Utilities - Electricity 3.5%, Gas 2%, Water/Sewer 2%, Recycling/Garbage 3%
- Projected 2016/2017 fund balance

HISTORICAL SCHOOL-AGE ENROLMENT TREND

Total School-Age FTE Enrolment



Source: Ministry of Education final operating grant summary funded school-age enrolment

PROJECTED ENROLMENT

	2016/2017 Total (FTE)	Projected 2017/2018 Total (FTE)	Variance 2016/2017 Total (FTE)	Projected 2018/2019 Total (FTE)	Projected 2019/2020 Total (FTE)
Elementary	13,456	13,732	276	13,802	13,989
Secondary	9,707	9,615	(92)	9,651	9,664
	23,163	23,347	184	23,453	23,653
Distributed Learning	263	265	2	275	285
Total - School Age	23,426	23,612	186	23,728	23,938
ELL	4,648	4,694	46	4,664	4,711
Aboriginal Education	687	681	(6)	665	655
Special Ed - Level 1	19	18	(1)	16	17
Special Ed - Level 2	810	870	60	901	934
Special Ed - Level 3	113	114	1	122	124
Adults	219	209	(10)	209	209
Total - Unique Student Needs	6,496	6,586	90	6,577	6,650
Total - Summer Learning	6,948	6,948	-	6,948	6,948
International Education	1,350	1,350	-	1,350	1,350

Ministry of Ed per pupil funding

→ \$7,301 / fte

→ \$6,100 / fte

→ \$1,395 / fte

→ \$1,210 / fte

→ \$38,140 / fte

→ \$19,070 / fte

→ \$9,610 / fte

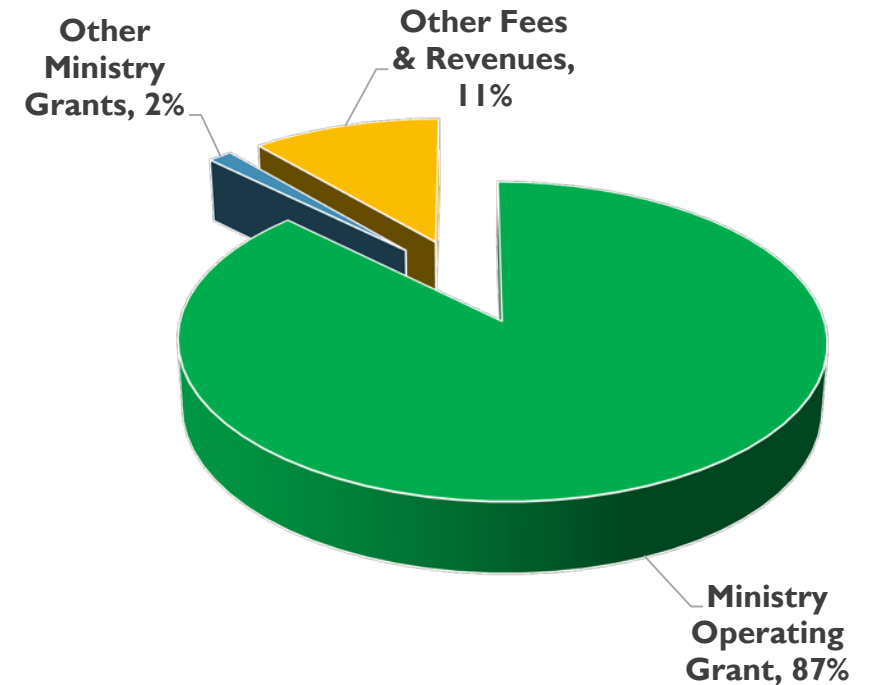
→ \$4,618 / fte

MINISTRY OPERATING GRANT HIGHLIGHTS

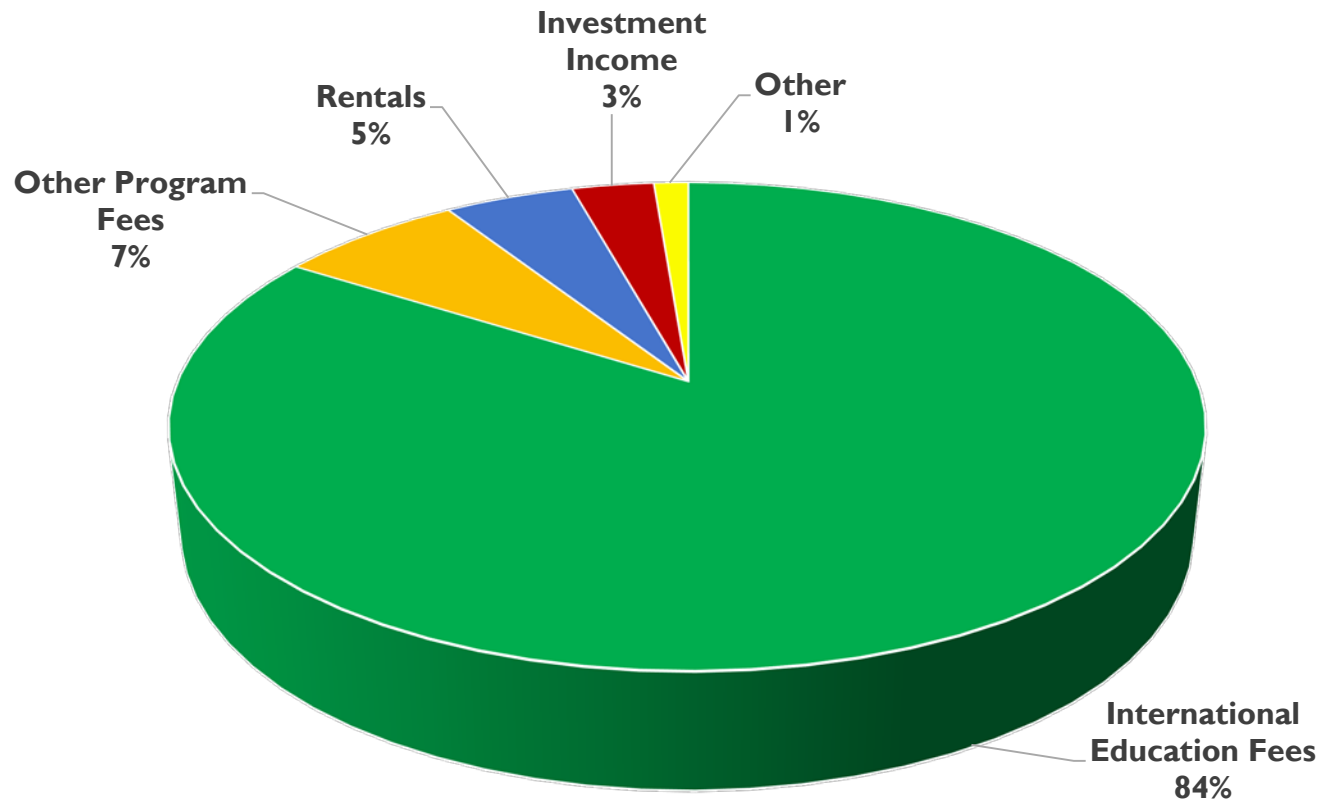
- Labour settlement wage increases fully funded
- Enrolment growth has been funded with a commitment to fully fund increased growth if higher than projection
- Return of Administrative Savings \$1,027,783 through separate grant
- Other grants
 - No change in funding levels for Community LINK \$2,317,538, AFG \$4,378,006 and Pay Equity \$1,441,995
 - Student Learning Grant \$1,219,434 (one-time) received March 2017
 - Supplemental Student Transportation fund \$24,841 (ongoing)
 - Youth Trades Capital Equipment (funded by ITA) \$377,193 over 3 years
 - Support Staff LIF funding will continue for 2017/2018 at the same level as 2016/2017 \$819,987
 - TEF \$3,289,568 / Priority Measures \$ have been eliminated and rolled into the new Classroom Enhancement Fund (CEF)
- New Classroom Enhancement Fund

MINISTRY OPERATING GRANT

	2017/2018	2016/2017	Change
Student Base Allocation	\$ 172,172,310	\$ 168,839,462	\$ 3,332,848
School in the Summer / Other	2,081,850	2,061,568	20,282
Total Enrolment-Based Funding	174,254,160	170,901,030	3,353,130
ELL	6,548,142	6,414,240	133,902
Aboriginal Education	824,010	820,965	3,045
Special Ed - Level 1	686,520	716,300	(29,780)
Special Ed - Level 2	16,590,900	15,268,500	1,322,400
Special Ed - Level 3	1,095,540	1,073,500	22,040
Adult Education	327,878	328,109	(231)
Vulnerable Students	429,145	429,145	-
Total Unique Student Needs	26,502,135	25,050,759	1,451,376
Salary Differential	3,094,643	3,072,786	21,857
Unique Geographic Factors	1,294,626	1,273,659	20,967
Supplement for Education Plan	466,224	463,742	2,482
	\$ 205,611,788	\$ 200,761,976	\$ 4,849,812
Admin Savings Recovery	(1,027,783)	(1,027,783)	-
Totals	\$ 204,584,005	\$ 199,734,193	\$ 4,849,812



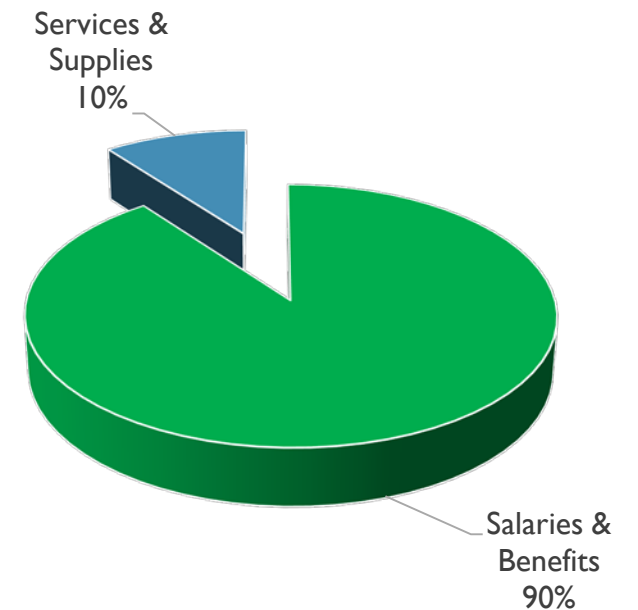
OTHER FEES AND REVENUES



International Education	\$22,066,065
Other Program Fees	1,808,110
Rentals Revenue	1,262,000
Investment Income	800,000
Other	336,705
Total Other Fees & Revenue	\$26,272,880

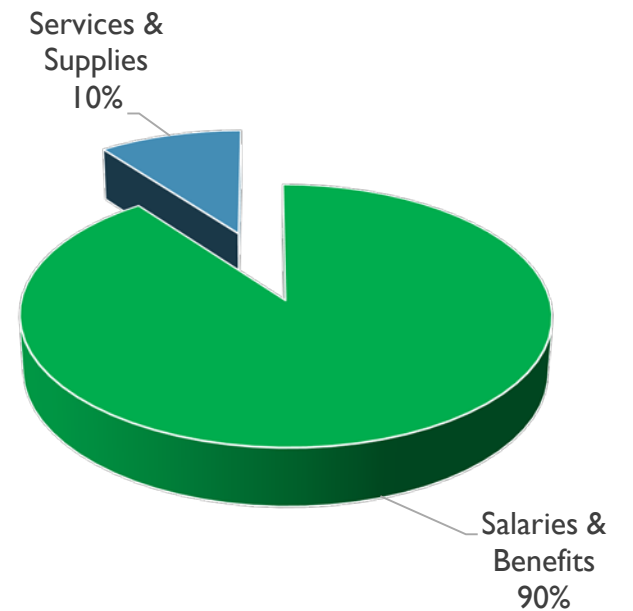
SALARIES AND BENEFITS

	2017/2018	2016/2017	Difference
Teachers	116,822,933	114,406,561	2,416,372
Support Staff	36,139,385	34,936,645	1,202,740
Principals & Vice-Principals	9,285,332	9,014,885	270,447
Other Professionals	4,188,499	4,005,845	182,654
Substitutes	6,153,279	6,022,117	131,162
Total Salaries	172,589,428	168,386,053	4,203,375
Employee Benefits	39,851,360	38,450,787	1,400,573
Total Salaries and Benefits	212,440,788	206,836,840	5,603,948



SERVICES AND SUPPLIES

	2017/2018	2016/2017	Difference
Services	9,989,164	10,163,898	(174,734)
Supplies	7,653,352	8,697,181	(1,043,829)
Utilities	3,292,003	3,203,610	88,393
Professional Development and Travel	938,688	920,282	18,406
Student Transportation	783,075	718,701	64,374
Insurance	552,597	491,762	60,835
Rentals and Leases	172,288	172,288	-
Dues and Fees	79,519	77,960	1,559
Total Services and Supplies	23,460,686	24,445,682	(984,996)



STATUS QUO OPERATING BUDGET

	2016/2017	2017/2018	2018/2019	2019/2020
Revenue				
Ministry Operating Grant	199,734,193	204,584,005	209,700,899	213,462,234
Other Ministry Grants	3,454,096	3,332,096	3,332,096	3,332,096
Other Provincial / Federal Grants	154,700	154,700	154,700	154,700
Other Fees and Revenue	26,210,380	26,272,880	26,272,880	26,272,880
Total Revenue	229,553,369	234,343,681	239,460,575	243,221,910
Expenses:				
Salaries	168,386,053	172,589,428	176,641,799	179,899,657
Benefits	38,450,787	39,851,360	41,039,160	42,120,463
Services and Supplies	24,445,682	23,460,686	23,832,315	24,312,245
Total Expenses	231,282,522	235,901,474	241,513,274	246,332,365
Local Capital	(1,392,000)	(742,000)	(742,000)	(742,000)
Net Surplus (Shortfall)	(3,121,153)	(2,299,793)	(2,794,699)	(3,852,455)

PROJECTED FUND BALANCE

	2017/2018	2018/2019	2019/2020
Fund Balance Beginning of Year	5,195,250	2,895,457	100,758
Current Year Surplus (Shortfall)	(2,299,793)	(2,794,699)	(3,852,455)
Total Funds Available	2,895,457	100,758	(3,751,697)
Proposed Budget Adjustments - 2017/18			
Proposed Budget Adjustments - 2018/19			
Proposed Budget Adjustments - 2019/20			(3,751,697)
Fund Balance End of Year	2,895,457	100,758	-

CLASSROOM ENHANCEMENT FUND

- \$80 million (TEF) + \$100 million (PMF) + \$180 million (new) = \$360 million = **CEF**
- Additional new funding of \$180 million includes \$150 million for teacher staffing and \$30 million for overhead and operating expenses
- For 2016/2017 Burnaby received \$3.3 million (TEF) + \$2 million (PMF) = \$5.3 million
- For 2017/2018 Burnaby will receive \$12.6 million under the new CEF (includes \$1 million for overhead/operating expenses)
- Preliminary “notional” funding allocation determined based on each district’s requirement to comply with the restored language in the new MoA
- Preliminary, interim and final reporting requirements to the Ministry of Education may result in adjustments to funding allocation for school districts
- Urgent capital requests needed to comply with the MoA for September 2017 will be funded
- Classroom Enhancement Fund will be a restricted Special Purpose Fund and all funding and expenditures will be reported separate from the school district’s operating fund



THANK YOU

